



Handläggande organ/Standardizing body

SVENSKA INFORMATIONS- OCH  
TELEKOMMUNIKATIONSSTANDARDISERINGEN

**ApG 9 V7  
(2019-07)**

Fastställt/Approved

**2019-07-09**

**Application Guide**

Utgåva/Edition

7

Sida/Page

**1 (19)**

## **Transfer of number information in national interconnections based on ISUP**

An Application Guide for handling number information between public communications networks

Reference

---

ITS WG NI

Keywords

---

ISUP, national interconnections, number  
information, transfer

**ITS**

Kistagången 16  
Box 1284, SE-164 29 KISTA, SWEDEN

---

Tel.: + Tel.: +46 (0)70 300 9542

***Important notice***

---

Individual copies of the present document can be downloaded from: <http://www.its.se>

Reproduction during the drafting phase is only permitted for the purpose of standardization work undertaken within ITS. The copyright and the foregoing restriction extend to reproduction in all media.

The present document may be made available in more than one electronic version or in print. In any case of existing or perceived difference in contents between such versions, the reference version is the Portable Document Format (PDF). In case of dispute, the reference shall be the printing on ITS printers of the PDF version kept on a specific network drive within ITS Secretariat.

Users of the present document should be aware that the document may be subject to revision or change of status.

Information on the current status of this and other ITS documents is available at <http://www.its.se>

If you find errors in the present document, please send your comment to the contact email provided through <http://www.its.se>

***Copyright Notification***

---

No part may be reproduced except as authorized by written permission.

The copyright and the foregoing restriction extend to reproduction in all media.

## Contents

Foreword .....	4
Introduction .....	4
1 Scope .....	6
2 References .....	6
3 Terms and definitions .....	7
4 Symbols and abbreviations .....	8
5 Called party number .....	9
6 Transfer of called party address signals .....	9
6.1 Transfer of Geographic, Non-Geographic and International E.164 numbers .....	9
6.2 Transfer of short code information in 11- and 90-series .....	10
6.2.1 Transfer of emergency number 112/ 90 000 .....	10
6.2.2 Transfer of emergency number 112 for eCall .....	10
6.2.3 Transfer of national information number for non-emergent events 11313 .....	11
6.2.4 Transfer of police number 11414.....	11
6.2.5 Transfer of medical help-line number 1177 .....	12
6.2.6 Transfer of harmonised numbers for harmonised services of social value 116XXX .....	12
6.2.7 Transfer of directory enquiry service numbers 118XXX .....	13
6.2.8 Transfer of national corporate numbers 90XXX .....	13
6.2.9 Transfer of inter-operator Premium rate services and Mass call services termination numbers ....	14
6.3 Transfer of Equal Access information.....	15
6.4 Transfer of Ported number information.....	15
7 Calling party number .....	16
8 Original called number.....	17
9 Redirecting number .....	18
10 Redirection number restriction .....	18
Document history.....	19

## Foreword

This Application Guide has been produced by ITS AG (WG) NI.

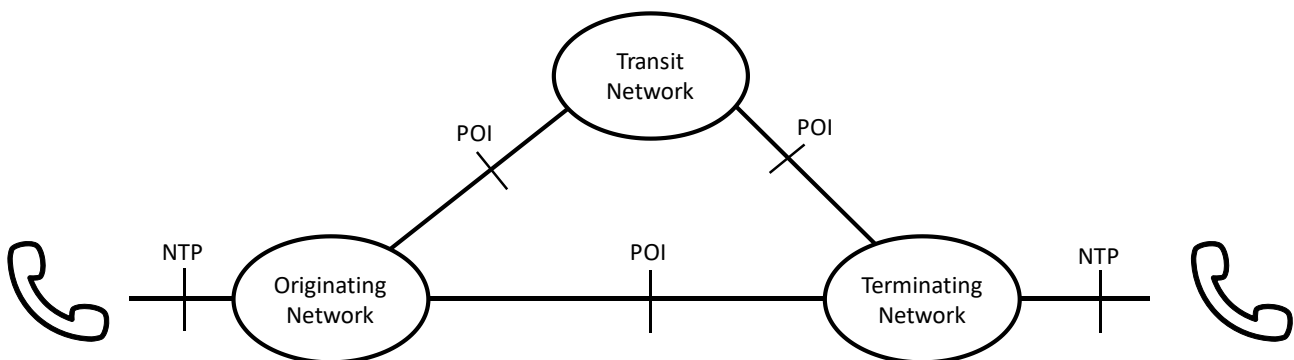
## Introduction

This Application guide is released in edition 7 to include routing for inter-operator Premium rate services and Mass call services termination numbers.

This Application Guide describes information elements to be used in the transfer of subscriber number information across the interfaces between public communications networks for national interconnection via ISUP in Sweden. It also describes the functional contents of the information elements. It does not deal with the corresponding internal information in each operator's network.

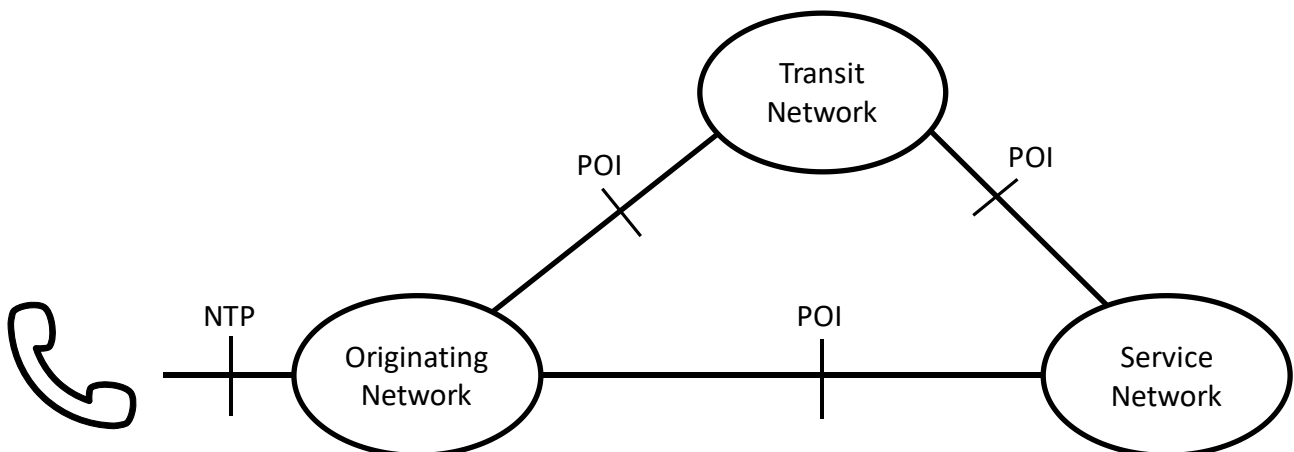
The document is concerned with technical issues. It is assumed that the public communications operators concerned sign mutual commercial agreements on interconnection, traffic cases, routing, services, traffic volumes, accounting procedures, prices, etc. The extent to which this guide shall be applied will be settled in those agreements. The public communications operators can agree on deviations from the present document.

Public communications networks are interconnected to enable the subscribers in the different networks to call each other (see Figure 1).



**Figure 1: Interconnected public communication networks**

A subscriber connected to one public communications network shall be able to use services in other public communications networks (see Figure 2).



**Figure 2: Use of services over networks**

Services offered by public communications networks shall be capable of terminating in other public communications networks (see Figure 3).

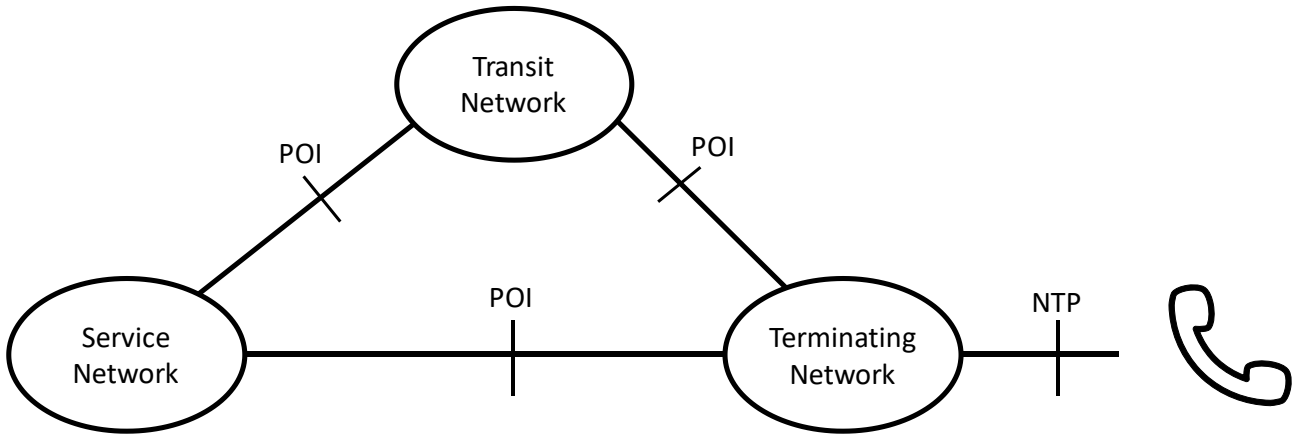


Figure 3: Termination of services

## 1 Scope

In order to ensure that:

- Calls can be set up between subscribers connected to different public communications networks,
- Calls can pass through a public communications network, and
- Confidential information is not disclosed, information on numbers must be transferred in a uniform manner.

This Application Guide provides format control of number information and any possible restrictions in the presentation of subscriber numbers transferred across the interfaces between public communications networks and is applicable for national interconnection using ISUP [6]-[9] and [15] between public communications networks.

Furthermore, this Application Guide:

- Supports basic call by specifying the information transferred within the information element Called Party Number;
- Supports the Supplementary Services Calling Line Identification Presentation and Calling Line Identification Restriction by specifying the information transferred within the information element Calling Party Number. Transfer of the information element Calling Party Number is mandatory for some public communication services offered by the operator of the service networks;
- Supports the Supplementary Services Connected Line Identification Presentation and Connected Line Identification Restriction with the information element Connected Number;
- Supports Call Diversion Supplementary Services by specifying the information transferred within the information elements Original Called Number, Redirecting Number, Redirection Number and Redirection Number Restriction;
- Describes routing cases related to calls to short code services beginning with 11, including emergency services;
- Is based on ISUP between the public communications networks in accordance with Telia Company specifications 8211-A335, 8211-A325 and SIS SS 63 63 93.

Supported interconnections shall be determined through separate agreements between the operators (together with the parameters that must be sent across the POI).

Subaddresses are outside the scope of the present document.

## 2 References

References are either specific (identified by date of publication and/or edition number or version number) or non-specific. For specific references, only the cited version applies. For non-specific references, the latest version of the referenced document (including any amendments) applies.

Referenced documents which are not found to be publicly available in the expected location might be found at <http://docbox.etsi.org/Reference>.

NOTE: While any hyperlinks included in this clause were valid at the time of publication ITS cannot guarantee their long-term validity.

- [1] ETSI EN 300 356-15 v 4.2.1 (07/2001): "Integrated Services Digital Network (ISDN); Signalling System No. 7: ISDN User Part (ISUP) version 2 for the international interface. Part 15: Diversion supplementary services.
- [2] ITU-T Rec. Q.732.2-5 (12/1999): "Stages 3 description for call offering supplementary services

using signalling system No. 7". Clause 2 – Call diversion services

- [3] ITU-T Rec. Q.763 (12/1999): "Signalling System No. 7 – ISDN user part formats and codes".
- [4] ITU-T Rec. Q.767 (1991): "Application of the ISDN user part of CCITT signalling system No. 7 for international ISDN interconnection."
- [5] ITU-T Rec. E.164 (11/2010): "The international public telecommunication numbering plan".
- [6] Telia Company 8211-A325: "ISDN-PLMN (GSM) signalling interface for Sweden."
- [7] Telia Company 1/8211-A325: "Annex 1 (8211-A325)."
- [8] Telia Company 8211-A335: "ISDN-ISDN signalling interface for Sweden."
- [9] Telia Company 1/8211-A335: "Annex 1 (8211-A335)."
- [10] Post- och telestyrelsen: "Sammanställning av svensk nummerplan för telefoni" (in Swedish only)
- [11] ITS Report 24: "ISDN-PLMN (GSM) signalling interface for Sweden."
- [12] ITS ApG 21: "Guidelines for calls to emergency numbers 112 and 90 000 in Sweden."
- [13] SIS SS 63 63 90: "Number portability in Sweden – Network solutions for Service Provider Portability for fixed public telecommunications services."
- [14] SIS SS 63 63 92: "Mobile Number Portability in Sweden – Network solutions for Service Provider Portability for public digital mobile telephony services."
- [15] SIS SS 63 63 93: "PSTN/ISDN- PLMN (GSM) ISDN signalling interface for Sweden."
- [16] ITU-T Rec. E.101 (11/2009): "Definitions of terms used for identifiers (names, numbers, addresses and other identifiers) for public telecommunication services and networks in the E-series Recommendations".
- [17] ITS ApG 28: "Transfer of inter-operator Premium rate services and Mass call services termination numbers"

### 3 Terms and definitions

**All call query (ACQ) operator:** an operator that have access to the reference database for ported numbers and does a lookup for every call. The resulting RN is prepended to the called number. A non-ACQ operator does not have the ability to prepend the RN.

**carrier call-by-call selection:** the calling party has an opportunity to select carrier network for each call. The calling party dials a Carrier Selection Code prior to the normal dialling information to be connected with the desired party or terminal using the selected carrier.

**carrier preselection:** a fixed set-up procedure to reach a carrier network without any additional action by the calling party for each call. The normal dialling procedure is sufficient for the calling party to be connected with the desired party or terminal using a preselected carrier.

**directory number (DN):** the number, derived from the E.164 numbering plan, used by the calling party to establish a call to an end user or a service. The number may also be used for presentation services like Calling Line Identification Presentation (CLIP) and Connected Line Identification Presentation (COLP) and may also be published in different directories and/or directory enquiry services [16].

**eCall:** manually or automatically initiated emergency call, from a vehicle, supplemented with a minimum set of emergency related data (MSD).

**emergency call taker:** a person at any emergency service provider that accepts the call and may dispatch emergency help.

**emergency service provider:** SOS Alarm is acting as the emergency service provider according to an agreement with the Swedish government.

**Fictitious Calling party number:** a number agreed by the network operator and the emergency service provider used to inform the emergency call taker that the calling party number isn't complete.

**originating network:** a network of an operator offering subscribers an access for outgoing and incoming calls

**ported number:** a directory number subject to number portability

**ported prefix:** digits indicating following digits constitute a Routing number (RN)

**routing number (RN):** an address/number, only used for routing purposes and not known by end users, that is derived and used by the public telecommunications networks to route the call/session towards the network termination point. This address/number can also be used to route calls towards a ported number [16].

**service network:** a network of an operator offering public communication services to subscribers

**short code:** string of digits in the national numbering plan (NNP), as defined by the national Numbering Plan Administrator, which can be used as a complete dialling sequence on public networks to access a specific type of service/network. The length of a short code is normally shorter than a subscriber number. In some countries, or in countries in an integrated numbering plan, the short code could be a national-only number [16].

**terminating network:** A network of an operator responsible for incoming calls being terminated by the operator's services or subscribers connected to the operator's network

**transit network:** a network of an operator switching calls between two other operators' networks

## 4 Symbols and abbreviations

<b>ACQ</b>	All Call Query
<b>CC</b>	Country Code, as defined by ITU-T (E.101)
<b>CAC</b>	Carrier Access Code is a digit sequence indicating that the following digits constitute a Carrier Identification Code
<b>CIC</b>	Carrier Identification Code is a digit sequence containing the carrier network identity
<b>CSC</b>	Carrier Selection Code is a digit sequence which indicates selection and provides information about the required carrier network provider. CAC + CIC = CSC.
<b>N(S)N</b>	National (Significant) Number, as defined by ITU-T (E.101). A number transferred as a N(S)N across an interface must belong to the Swedish numbering plan for telephony.
<b>NDC</b>	National Destination Code, as defined by ITU-T (E.101)
<b>NPA</b>	Numbering Plan Administrator
<b>NTP</b>	Network Termination Point
<b>POI</b>	Point Of Interconnection
<b>SN</b>	Subscriber number, as defined by ITU-T (E.101)



## 5 Called party number

To set up a call between two networks, a Called party number must be transferred across the POI. The Called party number is a mandatory parameter field and is the information used to identify the called party. It shall be applied according to Table 1. Depending on the type of number and additional information to transfer, the subfields Nature of address and Address signals shall be applied according to different additional tables.

Subfield name	Subfield value
Odd/ even indicator	odd/ even
Nature of address indicator	see tables 3 and 4
Internal network number indicator	allowed/not allowed
Numbering plan indicator	1 (E.164)
Address signals	see tables 5 and 6

**Table 1: Subfields of Called Party Number**

## 6 Transfer of called party address signals

### 6.1 Transfer of Geographic, Non-Geographic and International E.164 numbers

This type of number information is sent across an interface with a subscriber dialing e.g.:

- SN;
- 0 N(S)N;
- 00 CC N(S)N.

The subfields Nature of address indicator and Address signals shall be applied as shown in Table 2.

The number information may be transferred across the POI in two different formats:

- Case 1: the information is transferred as a National (significant) number (belonging to the Swedish numbering plan for telephony);
- Case 2: the information is transferred as an International E.164 number.

Subfield name	Subfield value	
	Case 1	Case 2
Nature of address indicator	3 (National (significant) number)	4 (International E.164 number)
Address signals	N(S)N	CC N(S)N

**Table 2: Subfields NoA and Address signals**

## 6.2 Transfer of short code information in 11- and 90-series

### 6.2.1 Transfer of emergency number 112/ 90 000

This type of number information is sent across an interface with a subscriber dialing:

- The emergency number is mainly 112 but 90 000 is also available.

The subfields Nature of address and Address signals shall be applied as shown in Table 3. It does not matter if a subscriber has dialed 112 or 90 000 for the public emergency service (SOS-service). If the subscriber dialed 90 000 the originating operator shall replace 90 000 with 112.

Subfield name	Subfield value
Nature of address indicator	3 (National (significant) number)
Address signals	379 112 XYZ Note 1, 2, 3

**Table 3: Subfields NoA and Address signals**

Note 1 -	379	routing number for short codes 11X and 90X
Note 2 -	112	short code for emergency number
Note 3 -	XYZ	origin of call according to ITS ApG 21 [12]

### 6.2.2 Transfer of emergency number 112 for eCall

This type of number information is sent across an interface when an eCall is generated:

The subfields Nature of address and Address signals shall be applied as shown in Table 4.

Subfield name	Subfield value
Nature of address indicator	3 (National (significant) number)
Address signals	379 112 AB XYZ Note 1, 2, 3, 4

**Table 4: Subfields NoA and Address signals**

Note 1 -	379	routing number for short codes 11X and 90X
Note 2 -	112	short code for emergency number
Note 3 -	AB	eCall discriminator; <u>Values</u> AB = 00: Automatic eCall AB = 01: Manual eCall
Note 4 -	XYZ	origin of call according to ITS ApG 21

### 6.2.3 Transfer of national information number for non-emergent events 11313

This type of number information is sent across the interface with a subscriber dialling:

- The national information number for non-emergent events 11313.

The subfields Nature of address indicator and Address signals shall be applied as shown in Table 5.

Subfield name	Subfield value
Nature of address indicator	3 (National (significant) number)
Address signals	379 11313 XYZ Note 1, 2, 3

**Table 5: Subfields NoA and Address signals**

- Note 1 - 379 routing number for short codes 11X and 90X
- Note 2 - 11313 short code for national information for non-emergent events
- Note 3 - XYZ origin of call according to information provided by assignee of 11313

### 6.2.4 Transfer of police number 11414

This type of number information is sent across the interface with a subscriber dialling:

- The police number 11414 (non-emergency).

The subfields Nature of address indicator and Address signals shall be applied as shown in Table 6.

Subfield name	Subfield value
Nature of address indicator	3 (National (significant) number)
Address signals	379 11414 XYZ Note 1, 2, 3

**Table 6: Subfields NoA and Address signals**

- Note 1 - 379 routing number for short codes 11X and 90X
- Note 2 - 11414 short code for police number
- Note 3 - XYZ origin of call according to information provided by assignee of 11414

### 6.2.5 Transfer of medical help-line number 1177

This type of number information is sent across the interface with a subscriber dialing:

- The medical help-line number 1177.

The subfields Nature of address indicator and Address signals shall be applied as shown in Table 7.

Subfield name	Subfield value
Nature of address indicator	3 (National (significant) number)
Address signals	379 1177 XYZ Note 1, 2, 3

**Table 7: Subfields NoA and Address signals**

Note 1 -	379	routing number for short codes 11X and 90X
Note 2 -	1177	short code for medical help-line number
Note 3 -	XYZ	origin of call according to information provided by assignee of 1177

### 6.2.6 Transfer of harmonised numbers for harmonised services of social value 116XXX

This type of number information is sent across an interface with a subscriber dialing:

- A harmonised number for harmonised services of social value 116XXX.

The subfields Nature of address indicator and Address signals shall be applied as shown in Table 8 or Table 9.

Subfield name	Subfield value
Nature of address indicator	3
Address signals	379 116 XXX

**Table 8: For non-ACQ operators**

Subfield name	Subfield value	
	Case 1 (preferred)	Case 2 (alternate)
Nature of address indicator	8	3
Address signals	ZXY 379 116 XXX Note 2, 3, 4, 5	394 ZXY 379 116 XXX Note 1, 2, 3, 4, 5

**Table 9: For ACQ operators**

Note 1 -	394	ported prefix
Note 2 -	ZXY	routing number (PTS plan for Routing numbers for number portability according to Swedish standard SS 63 63 90/SS 63 63 92)
Note 3 -	379	routing number for short codes 11X and 90X

- Note 4 - 116 short code for harmonised number for harmonised services of social value
- Note 5 - XXX 3 digit string (only 100-199 is used today, no decision is yet made by PTS about the number length for other parts of the 116 series)

6.2.7 Transfer of directory enquiry service numbers 118XXX

This type of number information is sent across an interface with a subscriber dialing:

- A directory enquiry service 118XXX.

The subfields Nature of address indicator and Address signals shall be applied as shown in Table 10.

Subfield name	Subfield value
Nature of address indicator	3 (National (significant) number)
Address signals	379 118 XXX Note 1, 2, 3

**Table 4: Subfields NoA and Address signals**

- Note 1 - 379 routing number for short codes 11X and 90X
- Note 2 - 118 short code for directory enquiry service number
- Note 3 - XXX 3-digit string

6.2.8 Transfer of national corporate numbers 90XXX

This type of number information is sent across an interface with a subscriber dialing:

- A national corporate number 90X1X2X3 where X1≠0 and X1 X2 X3≠112.

The subfields Nature of address indicator and Address signals shall be applied as shown in Table 11 or Table 12.

Subfield name	Subfield value
Nature of address indicator	3
Address signals	379 90 XXX

**Table 5: For non-ACQ operators**

Subfield name	Subfield value	
	Case 1 (preferred)	Case 2 (alternate)
Nature of address indicator	8	3
Address signals	ZXY 379 90 XXX Note 2, 3, 4, 5	394 ZXY 379 90 XXX Note 1, 2, 3, 4, 5

**Table 6: For ACQ operators**

Note 1 -	394	ported prefix
Note 2 -	ZXY	routing number (PTS plan for Routing numbers for number portability according to Swedish standard SS 63 63 90/SS 63 63 92)
Note 3 -	379	routing number for short codes 11X and 90X
Note 4 -	90	short code for national corporate number
Note 5 -	XXX	3-digit string (100-111 and 113-999)

### 6.2.9 Transfer of inter-operator Premium rate services and Mass call services termination numbers

This type of number information is sent across an interface from a service network (where the charging platform is hosted) to the terminating network (where the content platform is hosted), if not the same operator for:

- Subscribers dialling to Premium rate services numbers in NDC 900, 939 and 944
- Subscribers dialling to Mass call services numbers in NDC 99

The subfields Nature of address indicator and Address signals shall be applied as shown in Table 13.

Subfield name	Subfield value	
	Case 1 (preferred)	Case 2 (alternate)
Nature of address indicator	8	3
Address signals	ZXY AAA XXX Note 2, 3, 4	394 ZXY AAA XXX Note 1, 2, 3, 4

**Table 13: Subfields NoA and Address signals**

Note 1 -	394	ported prefix
Note 2 -	ZXY	3 digits routing number (PTS plan for Routing numbers for number portability according to Swedish standard SS 63 63 90/SS 63 63 92)
Note 3 -	AAA	3 digits routing number <sup>1</sup> for PRM Correlation numbers allocated by PTS (3-digit routing number not starting with digit 0)
Note 4 -	XXX	PRM Correlation number as decided by the terminating operator. 3 to 13 digits.

---

<sup>1</sup> NDC AAA.

### 6.3 Transfer of Equal Access information

This type of number information is transferred between two networks, when a subscriber with a physical access to one network has decided to have calls switched by another network. A subscriber may have dialed:

- abc... (in case of Carrier preselection);
- 95XY abc... (in case of Carrier call-by-call selection).

Whether it is Carrier preselection or Carrier call-by-call selection, the subfields Nature of address indicator and Address signals shall be applied as shown in Table 14.

Subfield name	Subfield value
Nature of address indicator	2 (Unknown)
Address signals	95 XY abc... Note 1, 2, 3

**Table 14: Subfields NoA and Address signals**

- Note 1 - 95 Carrier Access Code (CAC)  
 Note 2 - XY Carrier Identification Code (CIC)  
 Note 3 - abc... digit string (requirements according to utilised service)

### 6.4 Transfer of Ported number information

Information about a ported number is transferred between two networks, when a called subscriber number is found to be ported to another network. All information about Ported Number information in this document is an extract from Swedish Standards SS 63 63 90 and SS 63 63 92.

The subfields Nature of address indicator and Address signals shall be applied as shown in Table 15.

The ported number information and number information may be transferred across the interface in two different formats:

- Case 1: preferred method. The information is transferred as Routing Number concatenated with Called Directory Number;
- Case 2: alternative method. The information is transferred as National (significant) number.

Subfield name	Subfield value	
	Case 1 (preferred)	Case 2
Nature of address indicator	8 (Routing Number concatenated with Called Directory Number (for national use))	3 (National (significant) number)

Subfield name	Subfield value	
	Case 1 (preferred)	Case 2
Address signals	ZXY N(S)N Note 2	394 ZXY N(S)N Note 1, 2

**Table 15: Subfields of Ported number**

- Note 1 - 394 Ported prefix
- Note 2 - ZXY Routing number (according to PTS plan for Routing numbers for number portability according to Swedish standard SS 63 63 90/SS 63 63 92)

## 7 Calling party number

The Calling party number is an optional parameter field sent in the forward direction to identify the calling party. If a network shall transfer a Calling party number across the interface to another network, it shall be done as shown in Table 16.

As required by the emergency service provider <sup>2</sup>, an emergency call taker shall have access to the Calling party number:

- to be able to call back to the person in distress;
- to geographically locate the person in distress with the assistance of a directory enquiry service database.

Calling party number may be sent in four different formats:

- Case 1: the number is transferred as a national (significant) number;
- Case 2: the number is transferred as an international E.164 number;
- Case 3: an incomplete national (significant) number is transferred;
- Case 4: an incomplete international E.164 number is transferred.

Subfield name	Subfield value			
	Case 1	Case 2	Case 3	Case 4
Odd/ even indicator	odd/ even			
Nature of address indicator	3 (National (significant) number)	4 (Inter- national E.164 number)	3 (National (significant) number)	4 (International E.164 number)
Calling party number incomplete indicator	complete		incomplete	

<sup>2</sup> SOS Alarm is acting as the emergency service provider according to an agreement with the Swedish government.



Subfield name	Subfield value			
	Case 1	Case 2	Case 3	Case 4
Numbering plan indicator	1 (E.164)			
Address presentation restricted indicator	presentation allowed/ restricted			
Screening indicator	user provided/ network provided			
Address signals	N(S)N	CC N(S)N	abc... Note 1, 2 and 3	abc... Note 1

**Table 16: Subfields of Calling Party Number**

Note 1 - abc... Digit string. At least 1 digit.

Note 2 - For identification of an originating network, operator id for network operators may be transferred as address signals. (Operator id according to agreement between the operators.)

Note 3 - Use of fictitious Calling party numbers may be noted in an appropriate way in accordance with agreement between originating network operator and the emergency service provider.

## 8 Original called number

The Original called number is an optional parameter field sent in the forward direction when a call is redirected and identifies the original called party utilised by Call diversion services. If a network shall transfer an Original called number across the interface it shall be done as shown in Table 18.

The Original called number may be transferred across the POI in two different formats:

- Case 1: the number is transferred as a National (significant) number;
- Case 2: the number is transferred as an International E.164 number.

Subfield name	Subfield value	
	Case 1	Case 2
Odd/ even indicator	odd/ even	
Nature of address indicator	3 (National (significant) number)	4 (International E.164 number)
Numbering plan indicator	1 (E.164)	
Address presentation restricted indicator	presentation allowed/ restricted	
Address signals	N(S)N	CC N(S)N

**Table 18: Subfields of Original Called Number**

## 9 Redirecting number

The Redirecting number is an optional parameter field sent in the forward direction when a call is diverted, indicating the number from which the call was diverted utilised by Call diversion services. If a network shall transfer a Redirecting number across the interface it shall be done as shown in Table 19.

The Redirecting number may be transferred across the POI in two different formats:

- Case 1: the number is transferred as a National (significant) number;
- Case 2: the number is transferred as an International E.164 number.

Subfield name	Subfield value	
	Case 1	Case 2
Odd/ even indicator	odd/ even	
Nature of address indicator	3 (National (significant) number)	4 (International E.164 number)
Numbering plan indicator	1 (E.164)	
Address presentation restricted indicator	presentation allowed/ restricted	
Address signals	N(S)N	CC N(S)N

**Table 19: Subfields of Redirecting Number**

## 10 Redirection number restriction

The Redirection number restriction is an optional parameter field utilised by Call diversion services. If a network shall transfer a Redirection number restriction across the interface it shall be done as shown in Table 20.

Subfield name	Subfield value
Redirection number restriction indicator (A and B bits)	presentation allowed/ restricted

**Table 20: Subfields of Redirecting Number Restriction**

## Document history

Document history		
2	December 1999	
4	June 2009	Latest available, published version.
5.1.1	October 2012	Update including a new clause (5.2.2, after the allocation of a national information number for non-emergent events), transfer to new ITS ApG format and editorials.
5.2.1	June 2013	Updated version.
6.1.1	August 2016	Update concerning routing of e-Call.
6.1.2	October 2016	Minor corrections of editorial type.
7	July 2019	New version adding new clause 5.2.9: Transfer of inter-operator Premium rate services and Mass call services termination numbers. Minor corrections of editorial type. Removing one of double clause 10/11 ("Redirection number").